

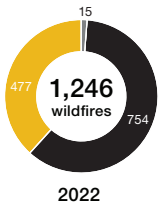
# 2022

# Alberta Wildfire's seasonal statistics

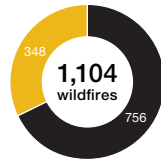


Wildfire season March 1 to October 31, 2022

## 1,246 wildfires



**61%** human caused  
**38%** lightning caused  
**1%** under investigation



**68%** human caused  
**32%** lightning caused  
**0%** under investigation

## Top human causes 2022



**218**  
recreation



**161**  
resident



**96**  
incendiary

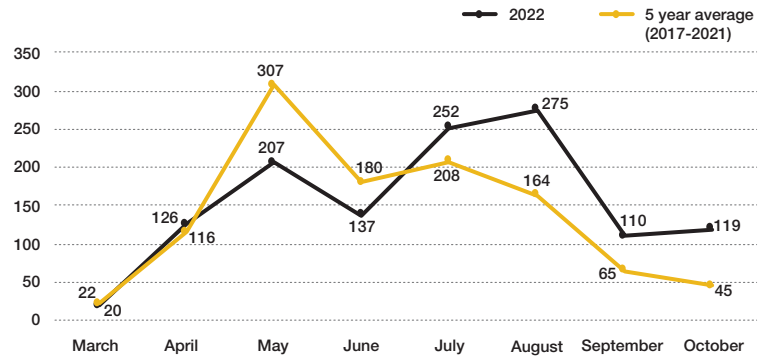


**79**  
power lines



**44**  
agricultural

## Wildfire starts



## Detection



**581**  
public



**288**  
lookout



**191**  
ground patrol



**174**  
air patrol



**23**  
research partners



**91**  
aerial firefighting hours at night



**189**  
drone hours



**33**  
AI detection tests

## Technology and innovation

## Firefighting equipment



**958**  
shovels



**396**  
km of hose



**997**  
pulaskis



**1,720**  
hard hats

## Hectares burned

